

<i>Abstract</i>	<i>Art where the subject doesn't necessarily look like it does in real life</i>
<i>Composition</i>	<i>Putting different elements together in a pleasing way</i>
<i>Curator</i>	<i>Someone who organises and looks after collections in museums and galleries</i>
<i>Felt</i>	<i>A material made by laying fibres in different directions then squashing them together</i>
<i>Fibre</i>	<i>Threads of wool</i>
<i>Inspired</i>	<i>Feeling very interested and excited by something you have seen</i>
<i>Negative print</i>	<i>Ink will show the background of the tile rather than the drawn lines</i>
<i>Pattern</i>	<i>A design in which shapes, colours or lines are repeated</i>
<i>Stained glass</i>	<i>Colourful, decorative glass that makes a design</i>
<i>View finder</i>	<i>A tool used to help choose a composition</i>

*Felt is used to make both artworks and useful objects*



*Artists*

*Susan Stockwell*

*Kim Soon Im*

*Josef Albers*



*Eduardo Paolozzi*

*Matthew Cusick*

*Abstract art doesn't necessarily look like it does in real-life. Artists use shapes, colours and different marks*

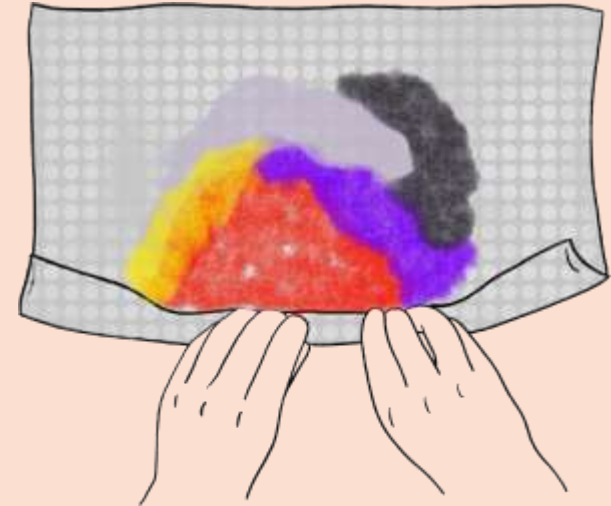


*Arranging artwork for display*



- *Think about your audience*
- *Try out combinations of work*
- *Fix your work in position*
- *Add labels*

*Make felt by laying wool fibres in different directions, adding hot water then rolling and squeezing the felt.*



*Using a roller for printing*



*Mix colours by overlapping materials*



- *Not too much ink!*
- *Roll in different directions.*
- *Aim for a thin layer all over the roller.*
- *Listen for a sticky 'hissing' noise!*